



The New Look of Premium Design Wall-mounted Units

禪
KIRIGAMINE ZEN

OPERATION



 MITSUBISHI ELECTRIC


KIRIGAMINE ZEN

OPERATION





Technology at its finest

Designed especially to complement contemporary architecture with stylish interiors, these Premium wall-mounted units satisfy even the most exacting design requirements. The product name “Kirigamine Zen” embodies the holistic approach of this new product innovation: Kirigamine is an elevated plateau in Japan, known for its unspoiled nature, while Zen is synonymous with harmony, peace and well-being. The unit has been redesigned and the new Premium wall-mounted unit is now even more minimalist and elegant than its predecessor.


BRINGING IDEAS TO LIFE

 MITSUBISHI ELECTRIC


KIRIGAMINE ZEN

OPERATION






MITSUBISHI ELECTRIC

Bringing ideas to life

Lightness of white, elegance in black or classic in silver: the three colours of the Premium air conditioners blend in naturally to your individual interior design. The distinctive design of the streamlined appliances exudes quality and sophistication, combining impressively low energy consumption with low sound levels.



high-gloss white



matt silver



high-gloss black

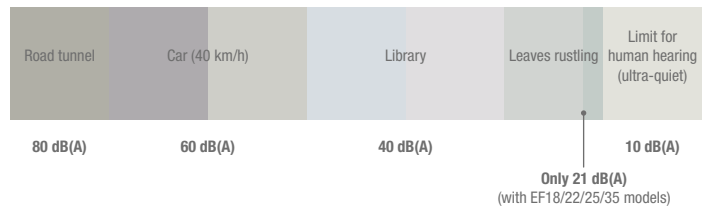


Premium design wall-mounted unit MSZ-EF-VE2W in white gloss

Brilliant appearance in white

The stylish, slimline air conditioner discreetly blends into a bright and friendly ambience, creating a comfortable environment flooded with light. With an ultra-quiet sound level of just 21 decibels, the Premium design wall-mounted units are perfect for residential and working environments where noise can be an issue.

Sound level



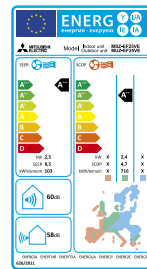


STRIKING IN BLACK





Premium design wall-mounted unit MSZ-EF-VE2B in black gloss



Striking in black

The black finish affords timeless elegance to sophisticated, cool interiors. The stylish exterior of the Premium indoor units conceals impressive state-of-the-art technology, achieving maximum efficiencies thanks to their inverter technology. Our MSZ-EF25/35VE2 appliances correspond to energy efficiency class A+++ in cooling mode in compliance with the new Ecodesign Directive, which came into force on 1st January 2013.



Premium design wall-mounted unit MSZ-EF-VE2S in matt silver

Silver lining

Sophisticated business environments demand maximum functionality and aesthetic styling from their technical equipment. The shimmering matt finish of the silver models creates a tranquil, clean framework with the integral air filter ensuring a fresh and pleasant interior air quality. Ideal as a multi-split solution for air conditioning multiple offices.







See and feel its functions

The flat, well-proportioned design is also retained during operation. The only discernible visual change is when the slim air control blade opens during operation and closes again when the appliance is switched off.

All Premium wall-mounted units come with an intelligent remote control featuring a minimalist design. The practical weekly timer saves your personal ideal interior 'climate' at any time of the day or night, thereby guaranteeing energy-saving operation.



closed



open

Weekly timer (summer mode)

	Monday	Tuesday	Wednesday	Thursday	Friday	Saturday	Sunday
6:00	in operation 26 °C	in operation 26 °C	in operation 26 °C	in operation 26 °C	in operation 26 °C		
7:00							
8:00						in operation 26 °C	in operation 26 °C
10:00	not in operation	not in operation	not in operation	not in operation	not in operation		
12:00							
14:00	Switches off automatically.						
16:00							
18:00						not in operation	not in operation
20:00	in operation 26 °C	in operation 26 °C	in operation 26 °C	in operation 26 °C	in operation 26 °C	Switches off automatically.	
22:00						Switches on automatically and synchronises itself with the settings entered.	
22:00-6:00 <small>(while you're asleep)</small>	in operation 28 °C	in operation 28 °C	in operation 28 °C	in operation 28 °C	in operation 28 °C	in operation 28 °C	in operation 28 °C
	Automatically reduces output to save energy during the night.						



Control your living environment when you're out and about

MELCloud is one of Mitsubishi Electric's new generation of cloud-based controllers for air conditioners and heating systems. MELCloud allows you to effortlessly control your appliances, even when you're out and about or at home lying on the sofa. Accessing and controlling your Mitsubishi Electric appliances has never been easier and is now even possible on your computer, tablet PC and smartphone.

MELCloud offers live and weekly timer monitoring, ensuring total flexibility in the control of different Mitsubishi Electric air conditioning systems and heating systems with a single device or from one place. You can also log and record errors via local and remote systems if they are connected to MELCloud. The MELCloud app also provides localised information, like weather forecasts and customer service contact

details. An original Mitsubishi Electric Wi-Fi adapter (MAC 557IF-E), which has to be wirelessly connected to your router, is all you need to connect an air conditioning indoor unit or a heating system to MELCloud.

Download the free app to control your appliances with your smartphone online from any app store.



More information is available at
melcloud.mitsubishi-les.com

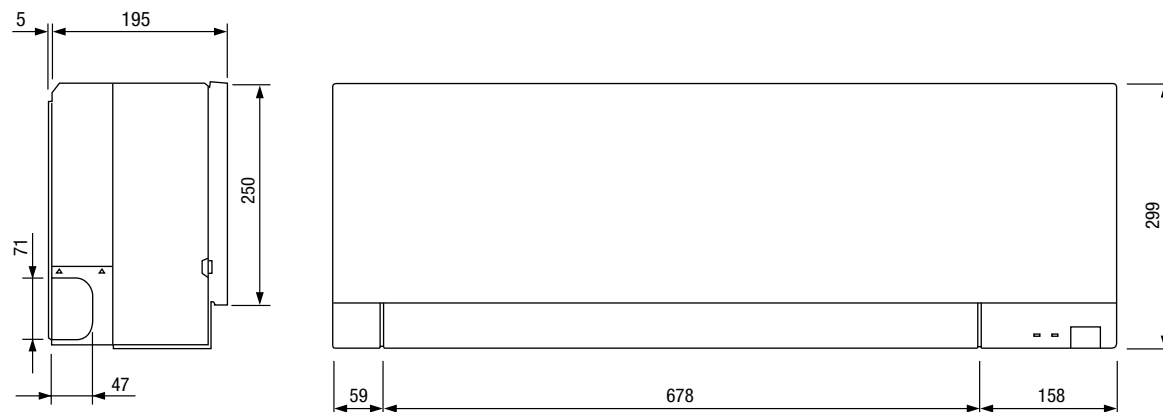
Technical Product Data

Indoor Unit Name		MSZ-EF18VE2 W/B/S	MSZ-EF22VE2 W/B/S	MSZ-EF25VE2 W/B/S	MSZ-EF35VE2 W/B/S	MSZ-EF42VE2 W/B/S	MSZ-EF50VE2 W/B/S
Cooling capacity (kW)		1.8	2.2	2.5 (1.2-3.4)	3.5 (1.4-4.0)	4.2 (0.9-4.6)	5.0 (1.4-5.4)
Heating capacity (kW)		3.3	3.3	3.2 (1.1-4.2)	4.0 (1.8-5.5)	5.4 (1.4-6.3)	5.8 (1.6-7.5)
SEER	Cooling	-	-	8.5	8.5	7.7	7.2
SCOP	Heating	-	-	4.7	4.6	4.6	4.5
Energy Efficiency Class	Cooling / Heating	-	-	A+++ / A++	A+++ / A++	A++ / A++	A++ / A+
Annual Energy Consumption (kWh)	Cooling / Heating	-	-	103 / 730	144 / 882	192 / 1155	244 / 1309
Air Flow in Cooling Mode (m³/h)	Low	240	240	240	240	240	240
	High	498	498	498	498	534	558
Sound Level (dB[A])*	Low	21	21	21	21	28	30
	High	36	36	36	36	39	40
Dimensions (mm)	Width	895	895	895	895	895	895
	Depth	195	195	195	195	195	195
	Height	299	299	299	299	299	299
Weight (kg)		11.5	11.5	11.5	11.5	11.5	11.5
Power Supply (V, Phase, Hz)		230, 1, 50	230, 1, 50	230, 1, 50	230, 1, 50	230, 1, 50	230, 1, 50

* measured at a distance of 1 m

Multi-split Combinations

Indoor Unit	Outdoor Unit Connectable to												
	MXZ-2D33VA-E2	MXZ-2D42VA-E2	MXZ-2D53VA-E2	MXZ-3D54VA-E2	MXZ-3D68VA-E2	MXZ-4D72VA-E2	MXZ-4D83VA-E2	MXZ-5D102VA-E2	MXZ-6C122VA-E2	MXZ-8B140VA	MXZ-8B140YA	MXZ-8B160VA	MXZ-8B160YA
MSZ-EF18VE	•	•	•	•	•	•	•	•	•	•	•	•	•
MSZ-EF22VE	•	•	•	•	•	•	•	•	•	•	•	•	•
MSZ-EF25VE	•	•	•	•	•	•	•	•	•	•	•	•	•
MSZ-EF35VE	-	•	•	•	•	•	•	•	•	•	•	•	•
MSZ-EF42VE	-	-	•	•	•	•	•	•	•	•	•	•	•
MSZ-EF50VE	-	-	•	•	•	•	•	•	•	•	•	•	•



Indoor Units

OVERVIEW OF THE PREMIUM



MSZ-EF18VE2W-EF50VE2W / white gloss



MSZ-EF18VE2S-EF50VE2S / matt silver



MSZ-EF18VE2B-EF50VE2B / black gloss

Remote Controller



Outdoor Units / Single-split Combination



MUZ-EF25-42VE



MUZ-EF50VE

MELCloud (WiFi adapter)




MAC-557IF-E

Outdoor Units / Multi-split Combination



MXZ-2D53VA-E2
for 2 indoor units



MXZ-3D54/68VA-E2
for 2 to 4 indoor units




MXZ-4D72VA-E2
for 2 to 4 indoor units



MXZ-4D83VA-5D102VA-E2
for 2 to 5 indoor units




MXZ-6C122VA-E2
for 2 to 6 indoor units



MXZ-8B140/160VA/YA
for 2 to 8 indoor units



for a greener tomorrow 

Mitsubishi Electric Europe B.V.

Living Environment Systems

Gothaer Straße 8

D-40880 Ratingen

Phone +49 2102 486-0

Fax +49 2102 486-1120